







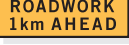




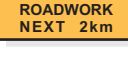


















































# SAFETY SIGNAGE

## TEMPORARY SIGNS

> boxed edge steel  
Phone for Pricing

 <b>ROADWORK AHEAD</b>	 <b>BRIDGWORK AHEAD</b>	 <b>ROAD PLANT AHEAD</b>	 <b>ROAD PLANT AHEAD</b>	 <b>GRADER AHEAD</b>		 <b>DETOUR AHEAD</b>	 <b>TRAFFIC HAZARD AHEAD</b>	
<b>0702</b> 1800 x 600 2400 x 900 T1-1	<b>0742</b> T1-2 1800 x 600 2400 x 900	<b>0718</b> 900 x 600 1800 x 600 T1-3-1	<b>0743</b> T1-3-2 1800 x 600	<b>0744</b> T1-4 900 x 600	<b>0703</b> Diamond Grade 900 x 600 1200 x 900 T1-5	<b>0705</b> 1200 x 600 1800 x 900 T1-6	<b>0706</b> 900 x 600 1200 x 900 T1-10	
 <b>ROADWORK 1km AHEAD</b>	 <b>PREPARE TO STOP</b>	 <b>CATTLE AHEAD</b>	 <b>NEW ROUNDABOUT AHEAD</b>	 <b>CHANGED TRAFFIC CONDITIONS AHEAD</b>	 <b>ROADWORK NEXT 2km</b>	 <b>ROADWORK ON SIDE ROAD</b>	 <b>ROAD PLANT ON SIDE ROAD</b>	
<b>0707</b> 1800 x 600 2400 x 900 T1-16	<b>0708</b> 900 x 600 1200 x 900 T1-18	<b>0745</b> T1-19 900 x 600 1200 x 600	<b>0709</b> 1800 x 900 T1-21	<b>0710</b> 1800 x 1200 T1-23	<b>0746</b> T1-24 1800 x 600	<b>0711</b> 1800 x 600 2400 x 900 T1-25	<b>0747</b> T1-27 1800 x 600	
 <b>NEXT 2 km</b>	 <b>BRIDGWORK 1km AHEAD</b>		 <b>ROAD WORK AHEAD</b>	 <b>PROBABLE DELAY 15 MINUTES</b>	 <b>PREPARE TO STOP</b>	 <b>PREPARE TO STOP</b>	 <b>ROADWORK ON SIDE ROAD</b>	 <b>LINE MARKERS ON ROAD</b>
<b>0748</b> T1-28 600 x 600 900 x 900	<b>0749</b> T1-29 1800 x 600 2400 x 900	<b>0712</b> 900 x 600 T1-30	<b>0750</b> T1-31 900 x 1200	<b>0751</b> T1-Q02 900 x 600	<b>0713</b> Diamond Grade 900 x 1000 T1-Q05A	<b>0713</b> Diamond Grade 1200 x 900 T1-Q05B	<b>0752</b> T1-Q07 900 x 600	<b>0753</b> T1-Q08 1500 x 600 1800 x 600
 <b>MOBILE LINEMARKING AHEAD</b>	 <b>MOWING</b>	 <b>ROAD CLOSED</b>	 <b>PART ROAD CLOSED</b>			 <b>WATER OVER ROAD</b>	 <b>END ROADWORK</b>	
<b>0754</b> T1-Q09 900 x 600	<b>0755</b> T1-Q10 900 x 600	<b>0719</b> 1800 x 300 T2-4	<b>0720</b> 1800 x 600 T2-5	<b>0721</b> 1200 x 900 T2-6-1	<b>0722</b> 1800 x 900 T2-6-2	<b>0723</b> 900 x 600 T2-13	<b>0724</b> 1800 x 600 or 2400 x 900 T2-16	
 <b>END ROADWORK</b>	 <b>SHOULDER CLOSED</b>	 <b>EXIT CLOSED</b>	 <b>EXIT CLOSED ALTERNATIVE</b>	 <b>END DETOUR</b>			 <b>ROAD CLOSED km AHEAD</b>	
<b>0756</b> T2-17 900 x 1200	<b>0726</b> 1800 x 600 2400 x 900 T2-19	<b>0757</b> T2-20 2100 x 1200	<b>0758</b> T2-21 2600 x 1700	<b>0727</b> 1200 x 600 T2-23	<b>0728</b> 900 x 600 T2-24	<b>0729</b> 900 x 600 or 1200 x 900 T2-25	<b>0759</b> T2-Q02 1800 x 600	
 <b>SURVEYORS AHEAD</b>	 <b>WET TAR</b>	 <b>SOFT EDGES</b>	 <b>SOFT EDGES</b>	 <b>ROUGH SURFACE</b>	 <b>NEW WORK NO LINES MARKED</b>	 <b>NO LINES DO NOT OVERTAKE UNLESS SAFE</b>		
<b>0760</b> T2-Q06 900 x 600 1200 x 900 1800 x 1200	<b>0761</b> T3-1 900 x 600	<b>0730</b> 900 x 600 T3-3	<b>0762</b> T3-6 900 x 600	<b>0731</b> 900 x 600 T3-7	<b>0732</b> 900 x 600 or 1200 x 900 T3-9	<b>0733</b> 1200 x 900 T3-11	<b>0763</b> T3-12 1500 x 900	
 <b>GRAVEL ROAD</b>	 <b>LOOSE SURFACE</b>	 <b>NOT IN USE</b>	 <b>SIGNALS UNDER REPAIR</b>	 <b>POWER LINE WORKS IN PROGRESS</b>	 <b>SMOKE HAZARD</b>	 <b>SPEED ZONES ARE ENFORCEABLE</b>	 <b>DETOUR</b>	
<b>0764</b> T3-13 900 x 600 1500 x 900	<b>0734</b> 900 x 600 1500 x 900 T3-14	<b>0765</b> T3-Q02 300 x 900	<b>0766</b> T3-Q03 1200 x 700	<b>0767</b> T4-5 1800 x 900	<b>0768</b> T4-6 900 x 600 1200 x 900	<b>0735</b> 1800 x 750 T4-211	<b>0736</b> 1200 x 300 T5-1 (L or R)	
			 <b>PEDESTRIANS WATCH YOUR STEP</b>	 <b>PEDESTRIANS</b>	 <b>USE OTHER FOOTPATH</b>			
<b>0737</b> 1500 x 450 T5-4	<b>0738</b> 600 x 600 T5-5	<b>0769</b> T5-6 450 x 450 600 x 600	<b>0739</b> 900 x 600 T8-1	<b>0740</b> 1200 x 300 T8-2 (L or R)	<b>0741</b> 900 x 600 T8-3			



INDUSTROQUIP Temporary Road Signs